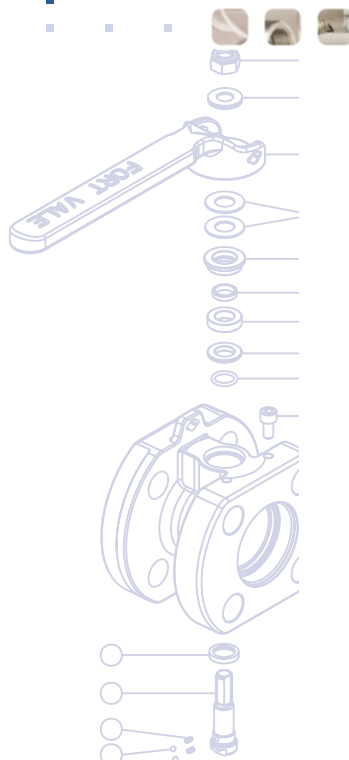




FIRESAFE & LETHAL SERVICE BALL VALVE CATALOGUE


//



FIRESAFE & LETHAL SERVICE
BALL VALVES //

» 1" Firesafe / Lethal Service Ball Valve	1/2
» 2" Firesafe / Lethal Service Ball Valve	3/4
» 2" Firesafe Only Ball Valve	5/6
» 3" Firesafe / Lethal Service Ball Valve	7/8





1" Full Bore Firesafe / Lethal Service Ball Valve - inlet and outlet flange drilled 4 x 18mm holes equi-spaced on a 89mm PCD. Contact parts manufactured in 316 stainless steel fitted with TFM PTFE main seal.

NOTE : The Firesafe specification ball valve is **not** suitable for a Lethal Service application. The Lethal Service specification ball valve is suitable for both a Firesafe and a Lethal Service application.

Options - left hand or right hand operated. 1", 2" and 3" Firesafe/Lethal Service ball valves available.

Specification

Weight	4.77 Kgs
Design Pressure (MAWP)	16 Bar (232 PSI)
Test Pressure	24 Bar (348 PSI)
Min. Design Temperature	-40°C (-40°F)
Max. Design Temperature	205°C (401°F)

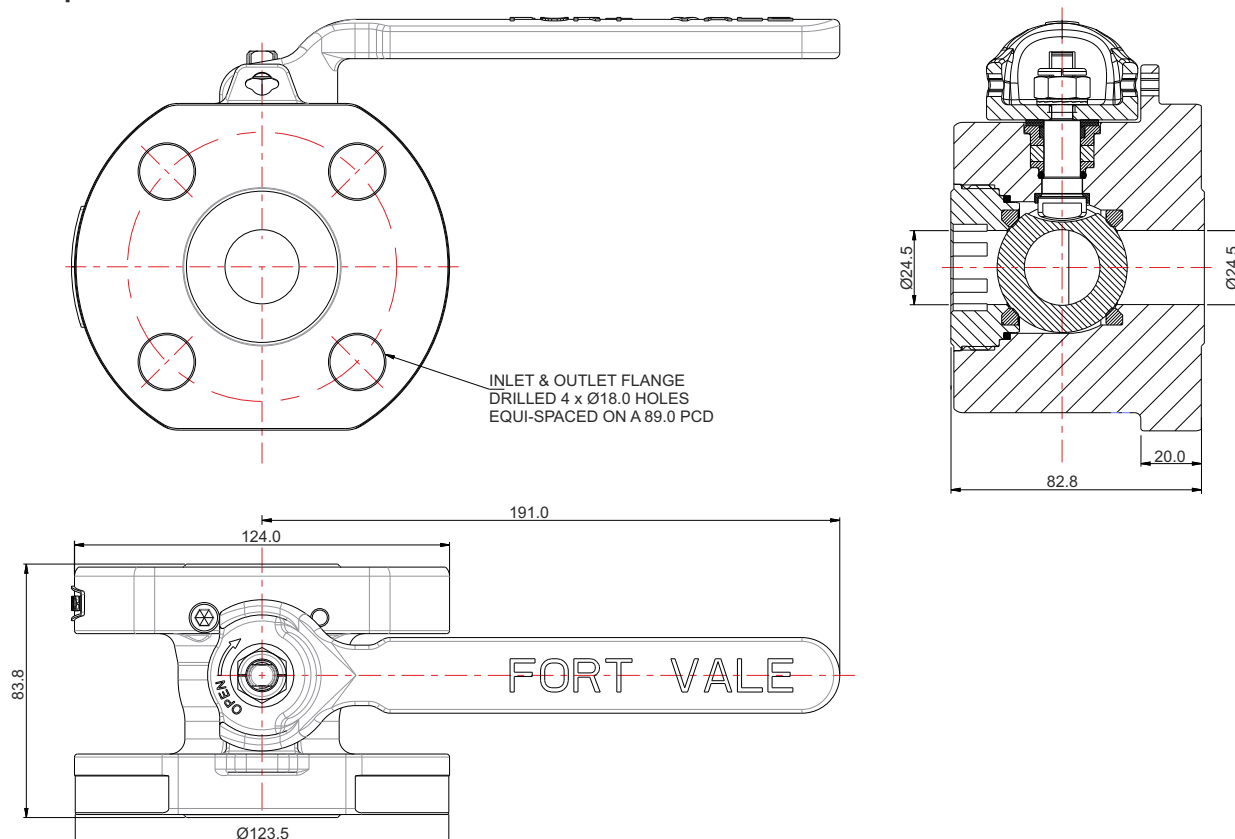
Approved to : BS EN14432, EN12516-2, EN10497, API 607.

Range

Part No.	Description
310/5000FSL	1" Firesafe Ball Valve – left hand
310/5000FSR	1" Firesafe Ball Valve – right hand
310/5000LSL	1" Lethal Service/Firesafe Ball Valve – left hand
310/5000LSR	1" Lethal Service/Firesafe Ball Valve – right hand

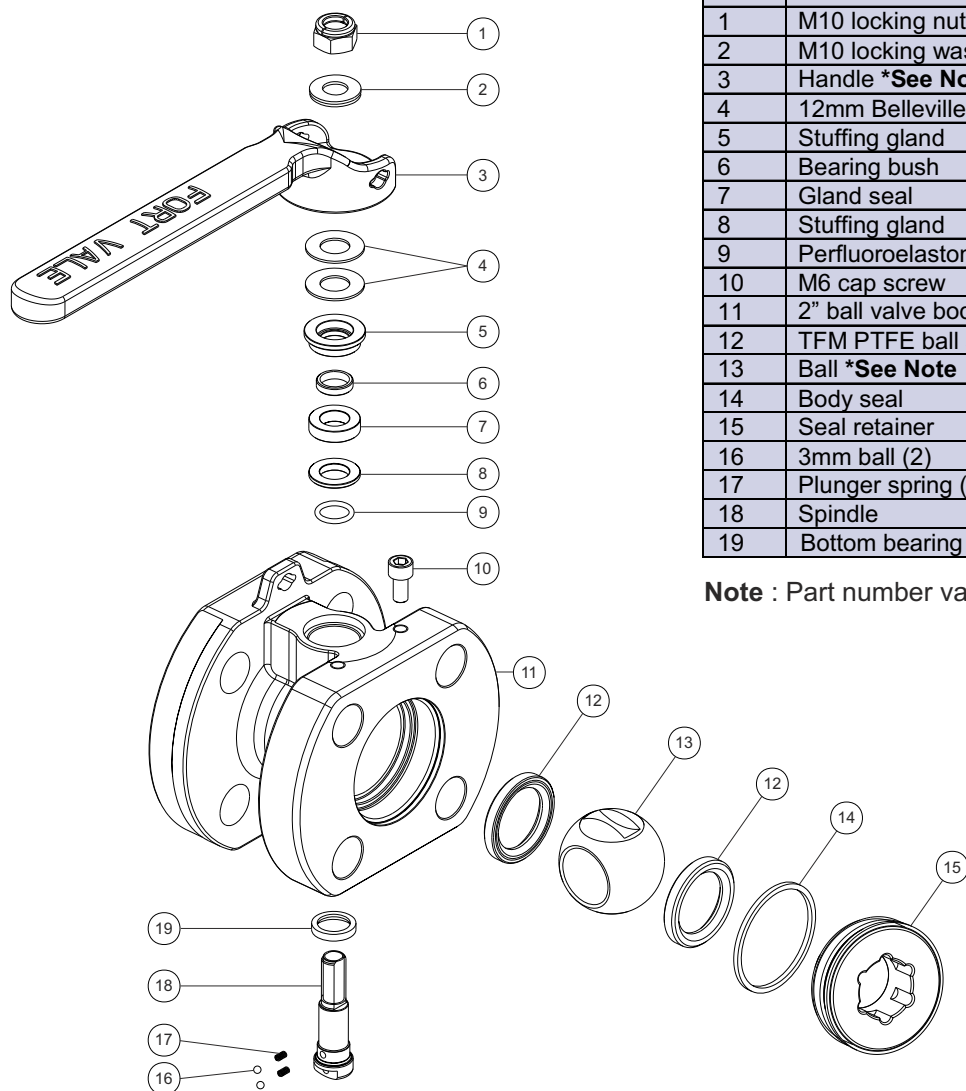
Fitting Details

Example shown : 310/5000XXR




Parts drawing

FORT VALE®



Item	Description	Part No.
1	M10 locking nut *See Note	5112-008-XX
2	M10 locking washer (pair)	5113-191
3	Handle *See Note	310/0125XX
4	12mm Belleville washer (2)	5113-045
5	Stuffing gland	310/3458
6	Bearing bush	310/3443
7	Gland seal	310/0133
8	Stuffing gland	310/0130
9	Perfluoroelastomer o ring	5005-212PER
10	M6 cap screw	5111-034
11	2" ball valve body *See Note	310/5010XX
12	TFM PTFE ball seal (2)	310/0102FS
13	Ball *See Note	370/1002XX
14	Body seal	310/0106GR
15	Seal retainer	310/0176/2
16	3mm ball (2)	10154SS
17	Plunger spring (2)	370-3469
18	Spindle	310/0120FS
19	Bottom bearing	310/0104FS

Note : Part number varies according to specification.



2" Full Bore Firesafe / Lethal Service Ball Valve - inlet and outlet flange drilled 8 x 19mm holes equi-spaced on a 127mm PCD (2" ASA 300). Contact parts manufactured in 316 stainless steel fitted with TFM PTFE main seal.

NOTE : The Firesafe specification ball valve is **not** suitable for a Lethal Service application. The Lethal Service specification ball valve is suitable for both a Firesafe and a Lethal Service application.

Options - left hand or right hand operated. 1", 2" and 3" Firesafe/Lethal Service ball valves available.

Specification

Weight	10.3 Kgs
Design Pressure (MAWP)	16 Bar (232 PSI)
Test Pressure	24 Bar (348 PSI)
Min. Design Temperature	-40°C (-40°F)
Max. Design Temperature	205°C (401°F)

Approved to : BS EN14432, EN12516-2, EN10497, API 607.

Range

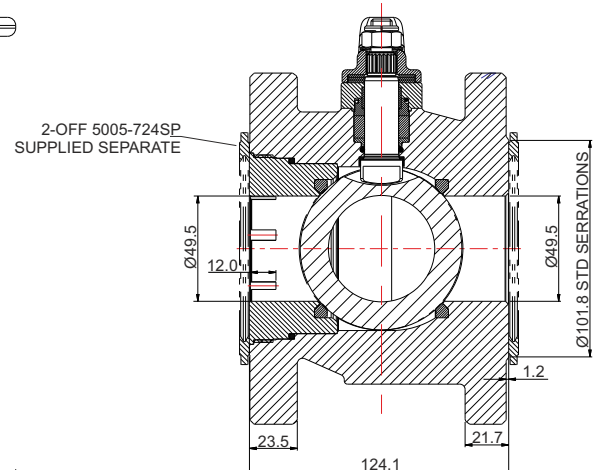
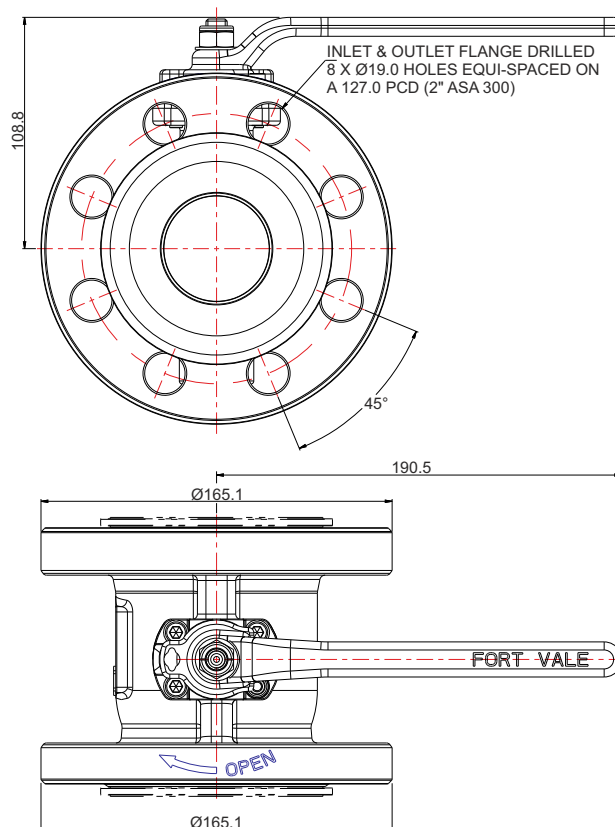
Part No.	Description
370/5000FSL	2" Firesafe Ball Valve – left hand
370/5000FSR	2" Firesafe Ball Valve – right hand
370/5000LSL	2" Lethal Service/Firesafe Ball Valve – left hand
370/5000LSR	2" Lethal Service/Firesafe Ball Valve – right hand

Associated Parts

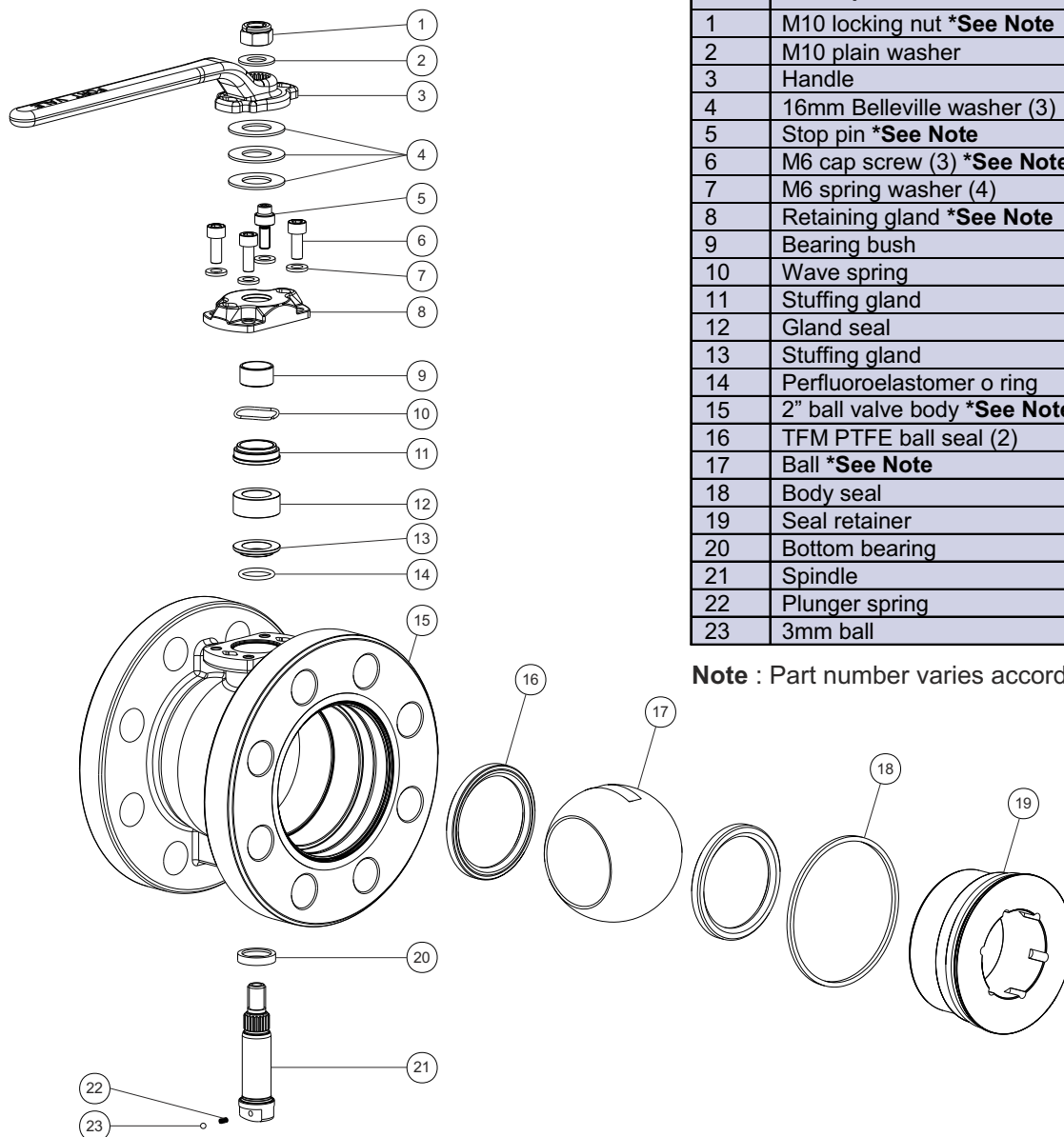
Part No.	Description
5005-724SP	Stainless steel/graphite spiral wound gasket – suits 2" ball valve inlet & outlet

Fitting Details

Example shown : 370/5000XXR



Parts drawing



Item	Description	Part No.
1	M10 locking nut *See Note	5112-008-XX
2	M10 plain washer	5113-009
3	Handle	370/0125
4	16mm Belleville washer (3)	5113-038
5	Stop pin *See Note	370/3442-XX
6	M6 cap screw (3) *See Note	5111-108-XX
7	M6 spring washer (4)	5113-008
8	Retaining gland *See Note	370/3449XX
9	Bearing bush	370/3443
10	Wave spring	370/3457
11	Stuffing gland	370/3458
12	Gland seal	370/3353
13	Stuffing gland	370/3459
14	Perfluoroelastomer o ring	5005-216PER
15	2" ball valve body *See Note	370/5001XX
16	TFM PTFE ball seal (2)	370/0102FS
17	Ball *See Note	370/3301XX
18	Body seal	370/0106GR
19	Seal retainer	370/5003
20	Bottom bearing	370/0104FS
21	Spindle	370/0120FS
22	Plunger spring	370-3469
23	3mm ball	10154SS

Note : Part number varies according to specification.



2" Full Bore Firesafe Ball Valve - inlet and outlet flange drilled 4 x 18mm holes equi-spaced on a 125mm PCD. Contact parts manufactured in 316 stainless steel fitted with TFM PTFE main seal.

NOTE : This Firesafe specification ball valve is **not** suitable for a Lethal Service application.

Options - left hand or right hand operated. 1", 2" and 3" Firesafe/Lethal Service ball valves available.

Specification

Weight	7.64 Kgs
Design Pressure (MAWP)	16 Bar (232 PSI)
Test Pressure	24 Bar (348 PSI)
Min. Design Temperature	-40°C (-40°F)
Max. Design Temperature	205°C (401°F)

Approved to : BS EN14432, EN12516-2, EN10497, API 607.

Range

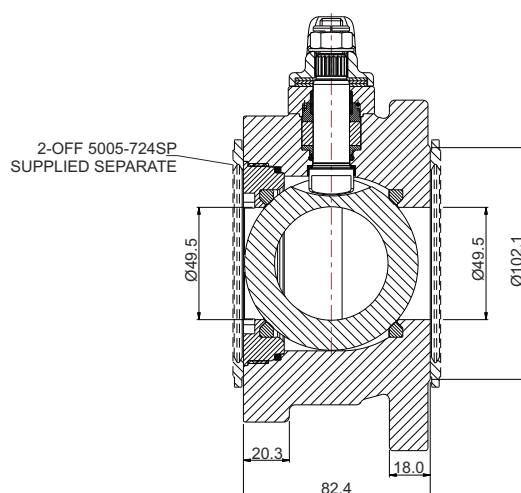
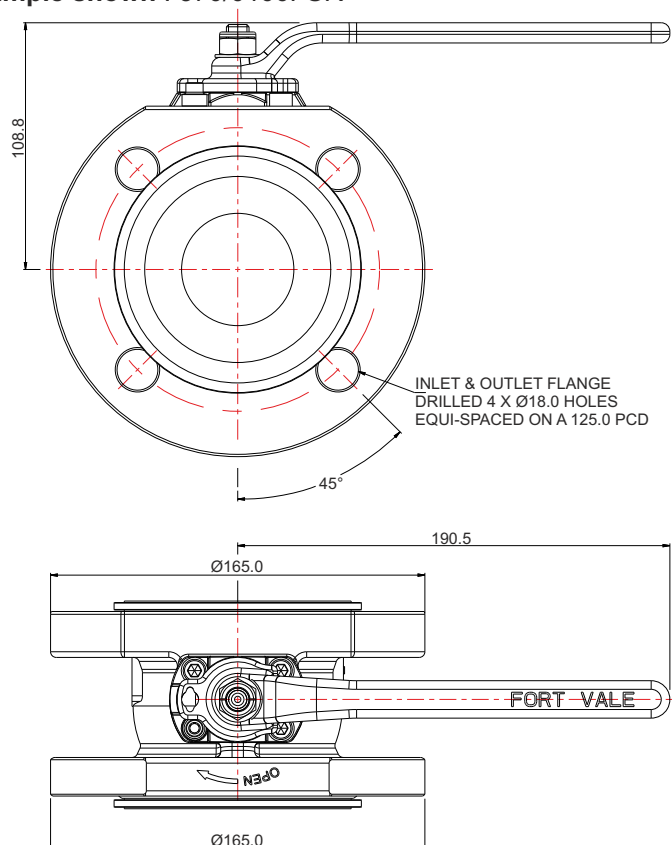
Part No.	Description
370/0100FSL	2" Firesafe Ball Valve – left hand
370/0100FSR	2" Firesafe Ball Valve – right hand

Associated Parts

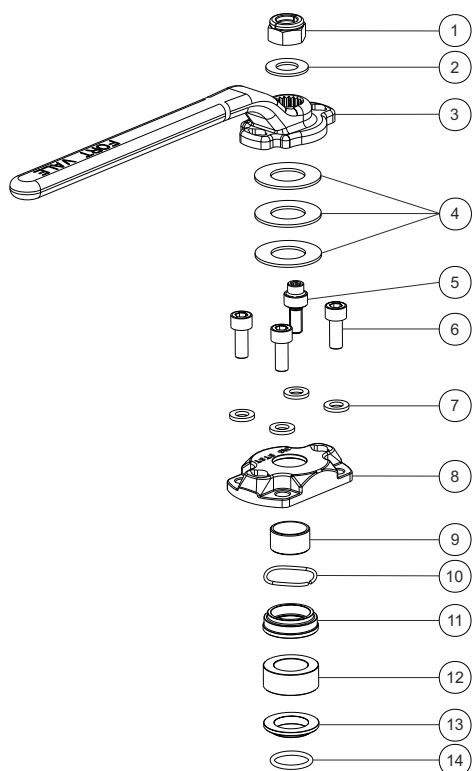
Part No.	Description
5005-724SP	Stainless steel/graphite spiral wound gasket – suits 2" ball valve inlet & outlet

Fitting Details

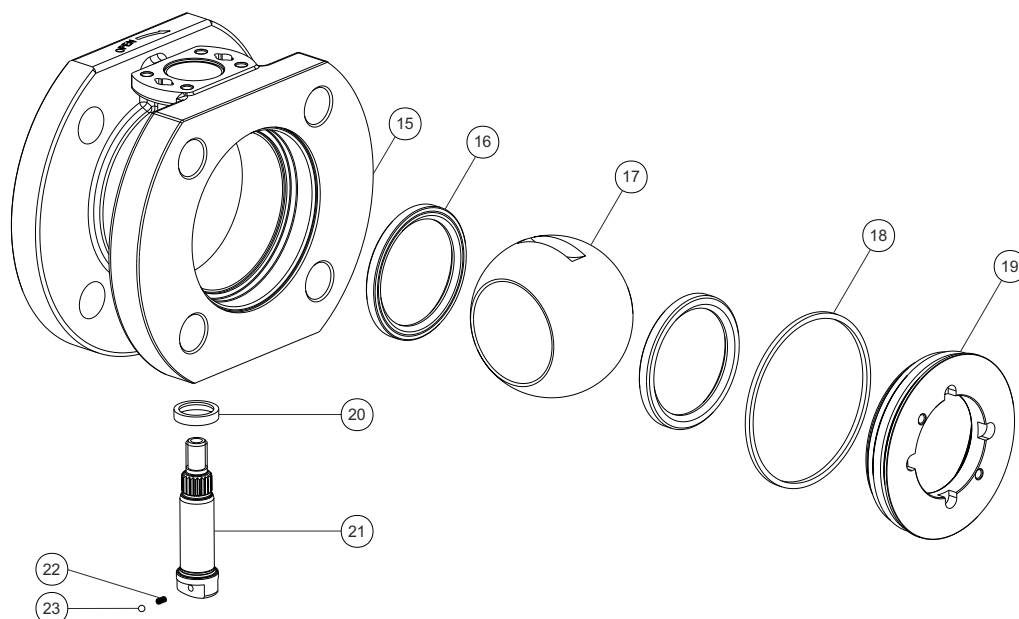
Example shown : 370/0100FSR




Parts drawing



Item	Description	Part No.
1	M10 locking nut	5112-008
2	M10 washer	5113-009
3	Handle	370/0125
4	16mm Belleville washer (3)	5113-038
5	Stop pin	370/3442
6	M6 cap screw (3)	5111-108
7	M6 spring washer (4)	5113-008
8	Retaining gland	370/3449
9	Bearing bush	370/3443
10	Wave spring	370/3457
11	Stuffing gland	370/3458
12	Gland seal	370/3353
13	Stuffing gland	370/3459
14	Perfluoroelastomer o ring	5005-216PER
15	2" ball valve body	370/0110FS
16	TFM PTFE ball seal (2)	370/0102FS
17	Ball	370/3301
18	Body seal	370/0106GR
19	Seal retainer	370/0176/2
20	Bottom bearing	370/0104FS
21	Spindle	370/0120FS
22	Plunger spring	370-3469
23	3mm ball	10154SS





3" Full Bore Firesafe / Lethal Service Ball Valve - inlet and outlet flange drilled 8 x 18mm holes equi-spaced on a 160mm PCD. Contact parts manufactured in 316 stainless steel fitted with TFM PTFE main seal.

NOTE : The Firesafe specification ball valve is **not** suitable for a Lethal Service application. The Lethal Service specification ball valve is suitable for both a Firesafe and a Lethal Service application.

Options - left hand or right hand operated. 1", 2" and 3"
Firesafe/Lethal Service ball valves available.

Specification

Weight	17.0 Kgs
Design Pressure (MAWP)	16 Bar (232 PSI)
Test Pressure	24 Bar (348 PSI)
Min. Design Temperature	-40°C (-40°F)
Max. Design Temperature	205°C (401°F)

Approved to : BS EN14432, EN12516-2, EN10497,
API 607.

Range

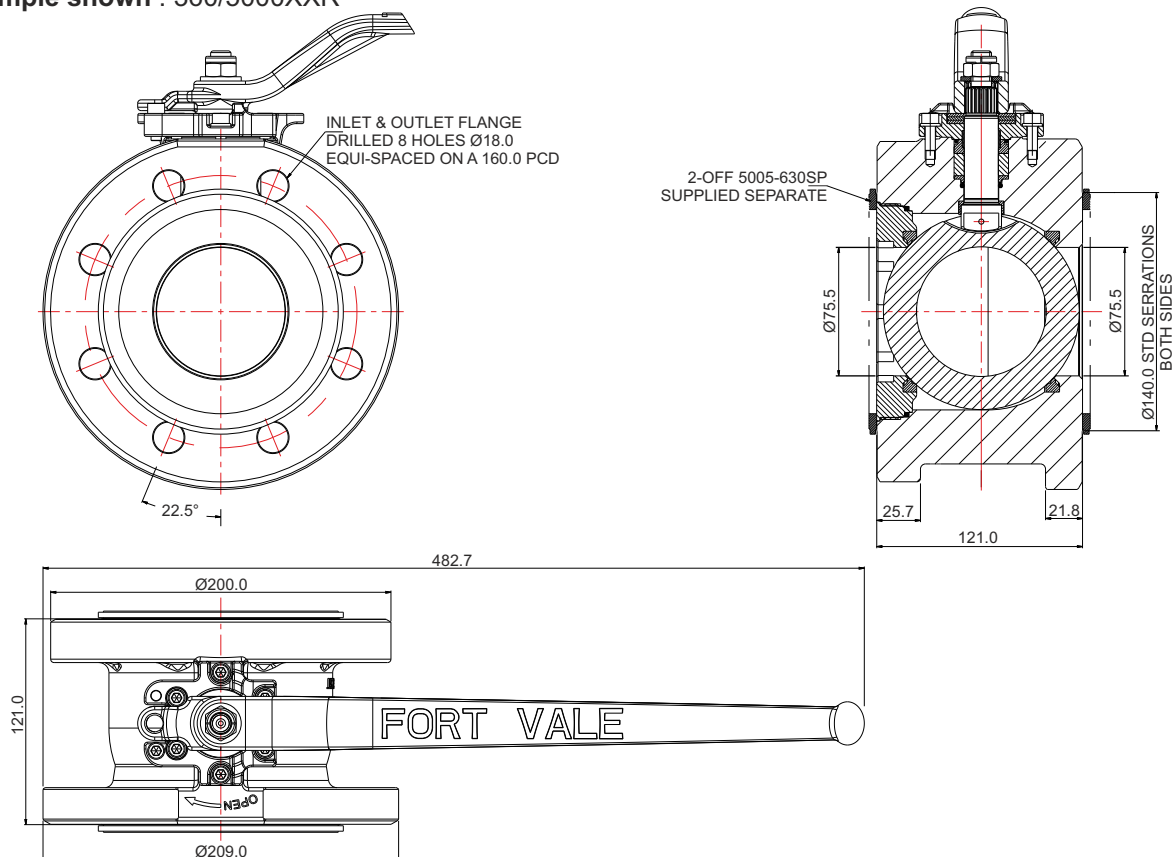
Part No.	Description
360/5000FSL	3" Firesafe Ball Valve – left hand
360/5000FSR	3" Firesafe Ball Valve – right hand
360/5000LSL	3" Lethal Service/Firesafe Ball Valve – left hand
360/5000LSR	3" Lethal Service/Firesafe Ball Valve – right hand

Associated Parts

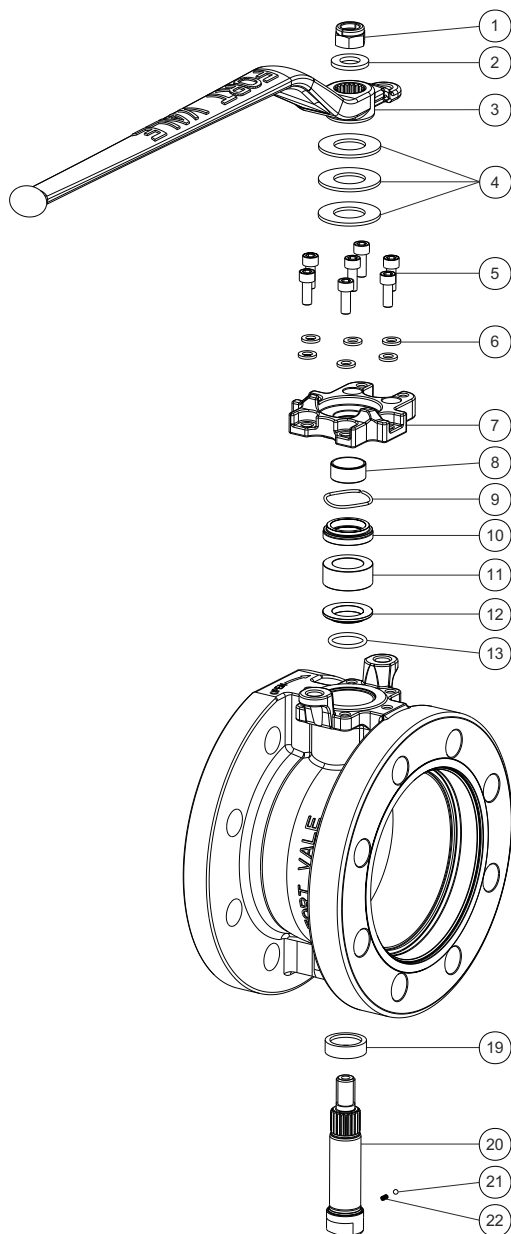
Part No.	Description
5005-630SP	Stainless steel/graphite spiral wound gasket – suits 3" ball valve inlet & outlet

Fitting Details

Example shown : 360/5000XXR



Parts drawing



Item	Description	Part No.
1	M12 locking nut *See Note	5112-007-XX
2	M12 washer	5123-003
3	Handle	360/3416FS
4	20mm Belleville washer (3)	5113-041
5	M6 cap screw (7) *See Note	5111-015-XX
6	M6 spring washer (6)	5113-008
7	Retaining gland *See Note	360/5005XX
8	Bearing bush	360/0182
9	Wave spring	360/3351
10	Stuffing gland	360/0180
11	Gland seal	360/3353
12	Stuffing gland	360/0181
13	Perfluoroelastomer o ring	5005-928HT
14	3" ball valve body *See Note	360/5014XX
15	TFM PTFE ball seal (2)	360/3402FS
16	Ball *See Note	360/3401XX
17	Body seal	360/0106GR
18	Seal retainer	360/0176/2
19	Bearing bush	360/3421FS
20	Spindle	360/3422FS
21	3mm ball	10154SS
22	Plunger spring	370-3469

Note : Part number varies according to specification.

All goods supplied will be subject to Fort Vale Engineering Ltd Terms and Conditions of Sale (Ref. FV4) which are available upon request, or may be viewed at www.fortvale.com.

Please note that this brochure and the contents herein remain the property of Fort Vale Engineering Limited.

This brochure may not be copied or reproduced, or the information contained herein divulged to any third party without the prior written permission of Fort Vale Engineering Limited.

Repair/refurbishment/resetting of Fort Vale valves may be carried out only by trained and authorised personnel. Fort Vale Engineering Limited shall not, in any circumstances, be liable for injuries, losses, expenses or damage, direct or consequential, sustained by the buyer or any person which may in any degree be attributable to the adoption, either by the buyer or any third party, of technical or other information, data or advice given on behalf of Fort Vale Engineering Limited or however otherwise caused in relation to the use of its products in accordance with Fort Vale Engineering Limited's recommendation.

The specifications included in this catalogue are intended to be generic and must be interpreted as equivalent or functionally equivalent. The identification of many items is facilitated by illustrations (photographs and line drawings). The mention of, or reference to specific companies, national standards, or trade names, including those that might appear on the photographs, is intended for illustration purposes only. It does not imply an endorsement, preference or availability of any specific standard, brand or supplier.

The data and information contained herein is being provided for information only and without responsibility, and Fort Vale Engineering Limited makes no representations or warranties, either expressed or implied, as to the accuracy, completeness, or fitness for a particular purpose. Fort Vale Engineering Limited does not accept any responsibility or liability with regard to the reliance on, or use of this data and information.



Fort Vale UK Head Office & Manufacturing Plant

Tel : +44 (0)1282 687120
Fax : +44 (0)1282 687110
Email : sales@fortvale.com

Fort Vale USA
Tel : +1 281 471 8100
Fax : +1 281 471 8116
Email : ussales@fortvale.com

Fort Vale Netherlands
Tel : +31 (0)180 483333
Fax : +31 (0)180 410797
Email : bvsales@fortvale.com

Fort Vale Russian Federation
Tel : +7 916 538 7289
Fax : +7 495 231 8225
Email : rw@fortvale.ru

Fort Vale P.R. China
Tel : +86 21 6442 1367
Fax : +86 21 6442 1376
Email : cnsales@fortvale.com

Fort Vale Singapore
Tel : +65 6515 9950
Fax : +65 6515 3034
Email : sgsales@fortvale.com

www.fortvale.com